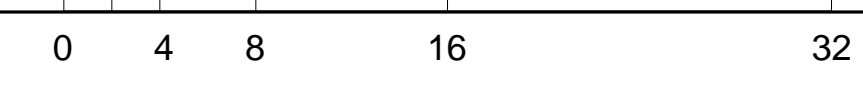


1/8" = 1'-0"




**BUILDING SECTION 1**

SCALE: 1/8" = 1'-0"

**WARE MALCOMB**  
Leading Design for Commercial Real Estate

architecture  
planning  
interiors  
graphics  
civil engineering  
8181 N. Via De Negocio  
Suite 100, AZ 85238  
P: 480.767.1004  
F: 480.907.2288



**THE LANDING**  
BUILDING 4  
EAST RAY ROAD  
MESA, ARIZONA 85212

**SECTION NOTES**

- 202 CONCRETE SLAB. PROVIDE VAPOR RETARDER OVER SAND BASE AT OFFICE AREA PER SOILS REPORT. PROVIDE SEALER FOR CONCRETE FLOOR AREA IN WAREHOUSE.
- 203 EXTERIOR CONCRETE TILT PANEL WALL, PAINTED.
- 305 SINGLE-PLY ROOFING OVER WOOD DECK.
- 406 FINISH GRADE, VARIES.
- 408 METAL CANOPY - PAINTED.
- 410 FULLY SCREENED MECHANICAL UNIT BEYOND.
- 506 CONCRETE FOOTING.

**BUILDING SECTIONS**

DATE	REMARKS

PA/PM:	E. ZITNY
DRAWN BY.:	H.B.
JOB NO.:	PHX18-0006-00

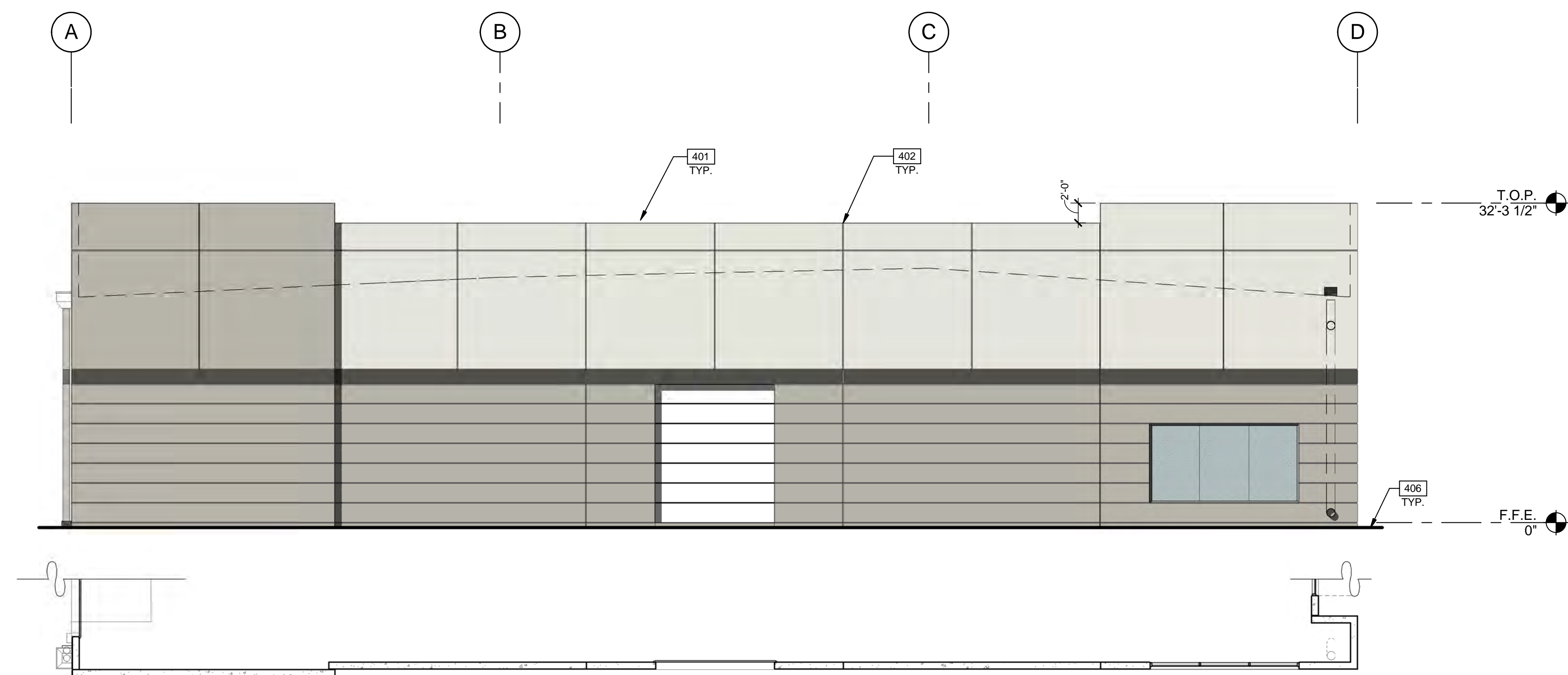
SHEET  
**A5.1**



1/8"=1'-0"  
0 4 8 16 32

**SOUTH EXTERIOR PLAN & ELEVATION**

SCALE: 1/8" = 1'-0"



**WEST EXTERIOR PLAN & ELEVATION**

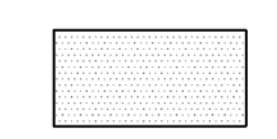
SCALE: 1/8" = 1'-0"

**LEGEND**

**GLASS:**



VISION GLASS



TEMPERED GLASS

ALL GLASS TO BE PPG AZURIA IN CLEAR ANODIZED STOREFRONT FRAME

**COLOR LEGEND**

**COLORS:**

PROVIDE 6'-0" WIDE PAINT COLOR MOCK-UP FULL HEIGHT OF BUILDING FOR OWNER/ARCHITECT REVIEW.


- A BASE COLOR: DUNN EDWARDS CRYSTAL HAZE DE6219
- B SECONDARY COLOR: DUNN EDWARDS FLINTSTONE DE6221
- C ACCENT COLOR: DUNN EDWARDS ESPRESSO MACCHIATO DET680
- D ACCENT COLOR: FORMLINER PAINTED DUNN EDWARDS COAL MINER DET613
- E ACCENT COLOR: DUNN EDWARDS BLACK POOL DE6315
- F CANOPY: DUNN EDWARDS SWEET POTATOE DE5201

**ELEVATION NOTES**

- 204 ALUMINUM STOREFRONT SYSTEM WITH 1" INSULATED GLASS.
- 401 CONCRETE WALL, PAINTED.
- 402 CONCRETE WALL JOINT.
- 403 3/4" V-REVEAL.
- 406 FINISH GRADE, VARIES.
- 407 LINE OF ROOF BEYOND.
- 408 METAL CANOPY - PAINTED.
- 410 FULLY SCREENED MECHANICAL UNIT BEYOND.

**WARE MALCOMB**  
Leading Design for Commercial Real Estate

architecture  
planning  
interiors  
graphics  
civil engineering  
8181 N. Via De Negocio  
Suite 100, AZ 85226  
P 480.767.1001  
F 480.907.2288



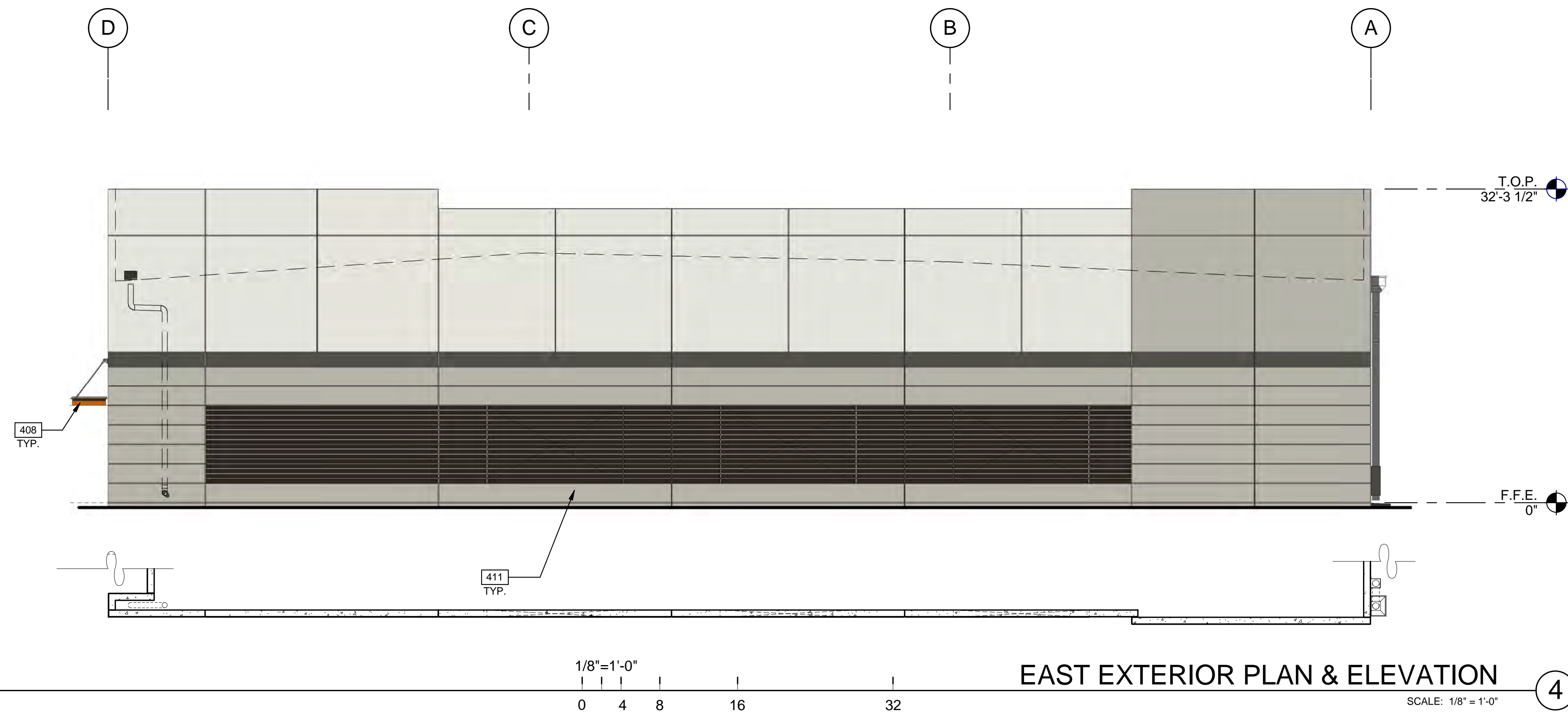
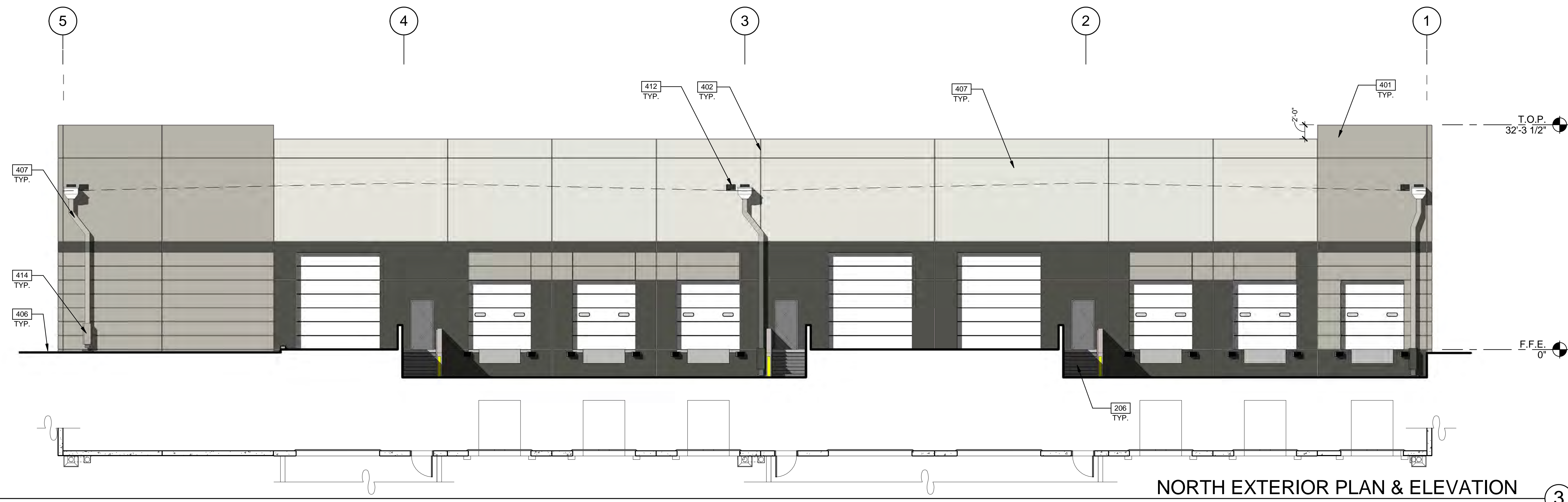
**THE LANDING**  
BUILDING 4  
EAST RAY ROAD  
MESA, ARIZONA 85212

EXTERIOR ELEVATIONS	
DATE	REMARKS



PA/PM:	E. ZITNY
DRAWN BY.:	H.B.
JOB NO.:	PHX18-0006-00

SHEET  
**A4.1**











**LEGEND**

- GLASS:**
-  VISION GLASS
  -  TEMPERED GLASS
- ALL GLASS TO BE PPG AZURIA IN CLEAR ANODIZED STOREFRONT FRAME

**COLOR LEGEND**

- COLORS:**
- PROVIDE 6'-0" WIDE PAINT COLOR MOCK-UP FULL HEIGHT OF BUILDING FOR OWNER/ARCHITECT REVIEW.
-  A BASE COLOR: DUNN EDWARDS CRYSTAL HAZE DE6219
  -  B SECONDARY COLOR: DUNN EDWARDS FLINTSTONE DE6221
  -  C ACCENT COLOR: DUNN EDWARDS ESPRESSO MACCHIATO DET680
  -  D ACCENT COLOR: FORMLINER PAINTED DUNN EDWARDS COAL MINER DET613
  -  E ACCENT COLOR: DUNN EDWARDS BLACK POOL DE6315
  -  F CANOPY: DUNN EDWARDS SWEET POTATOE DE5201

**ELEVATION NOTES**

- 206 EXTERIOR STEEL STAIR, BOLTED TO TILT PANEL/ GRADE RAMP WALL
- 401 CONCRETE WALL, PAINTED.
- 402 CONCRETE WALL JOINT.
- 406 FINISH GRADE, VARIES.
- 407 LINE OF ROOF BEYOND.
- 408 METAL CANOPY - PAINTED.
- 411 KNOCK OUT PANEL FOR FUTURE STOREFRONT.
- 412 OVERFLOW SCUPPER.
- 414 DOWNSPOUT GAURD. PAINTED TO MATCH ADJACENT WALL.

**WARE MALCOMB**  
Leading Design for Commercial Real Estate

architecture  
planning  
interiors  
graphics  
civil engineering

8181 N. Via De Nogues  
Suite 100  
Mesa, AZ 85226  
P: 480.767.1001  
F: 480.907.2288

REGISTERED ARCHITECT  
36166  
KEVIN T. EVERNHAM  
03/28/2018  
ARIZONA, U.S.A.  
Expires 06/30/2019

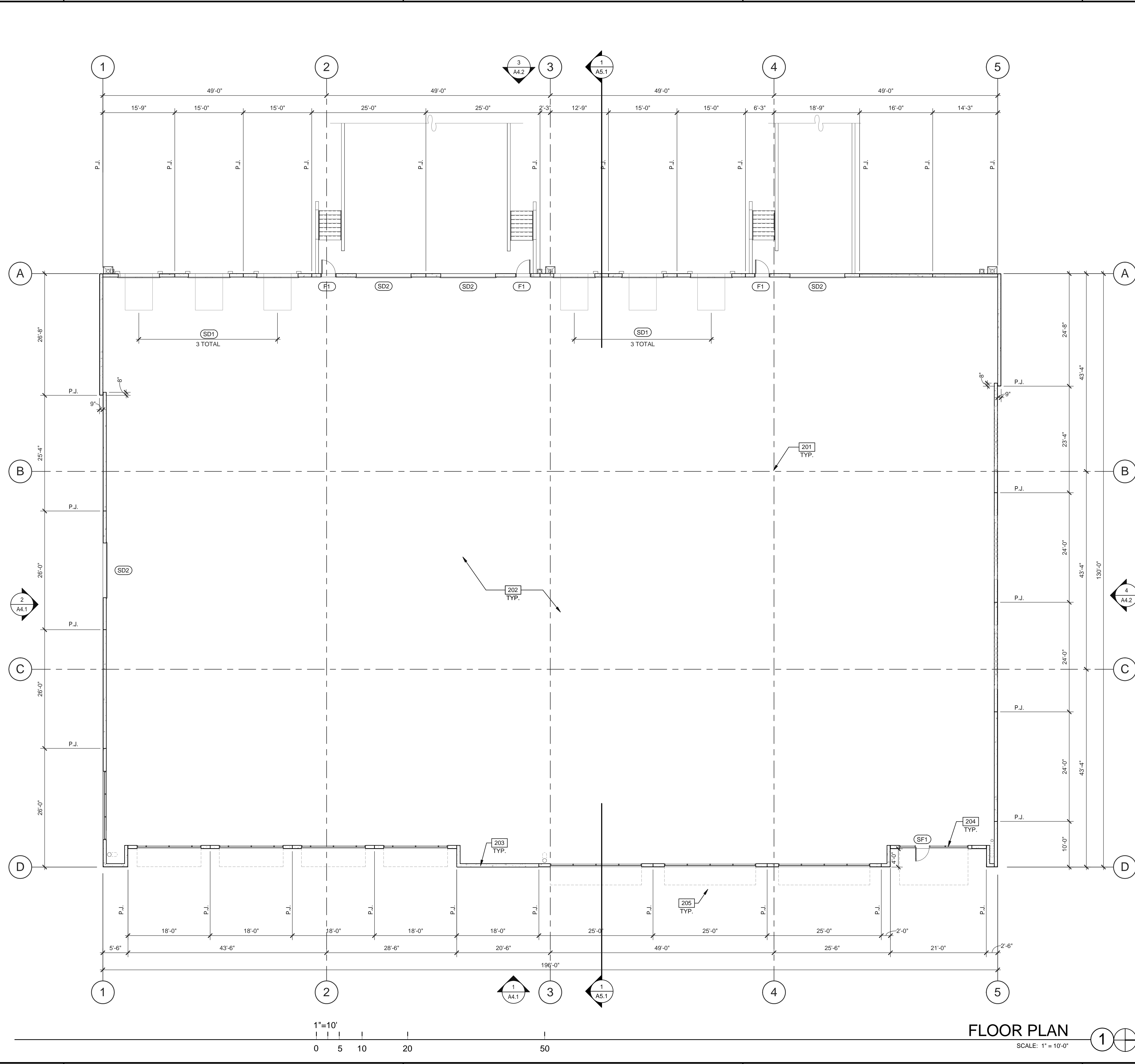
**THE LANDING**  
BUILDING 4  
EAST RAY ROAD  
MESA, ARIZONA 85212

**EXTERIOR ELEVATIONS**

DATE	REMARKS

PA/PM:	E. ZITNY
DRAWN BY.:	H.B.
JOB NO.:	PHX18-0006-00

SHEET  
**A4.2**



### FLOOR PLAN NOTES

- 201 STRUCTURAL COLUMN, FACTORY PRIME GRAY.
- 202 CONCRETE SLAB, PROVIDE VAPOR RETARDER OVER SAND BASE AT OFFICE AREA PER SOILS REPORT. PROVIDE SEALER FOR CONCRETE FLOOR AREA IN WAREHOUSE.
- 203 EXTERIOR CONCRETE TILT PANEL WALL, PAINTED
- 204 ALUMINUM STOREFRONT SYSTEM WITH 1" INSULATED GLASS.
- 205 METAL CANOPY ABOVE, SEE ELEVATIONS.

### DOOR TYPES

**(SF1)** 3'-0" x 8'-0"  
CLEAR ANOD. ALUM. STOREFRONT DOOR W/TEMPERED GLAZING (NARROW STILE)

FRAME: MANUFACTURER

**HARDWARE:**  
 2 SETS PIVOT SET  
 2 SETS INTER PIVOT  
 1 EA MORTISE CYLINDER  
 2 SETS OFFSET PULL  
 2 EA OH CLOSER  
 1 EA THRESHOLD  
 1 EA DECAL

NOTE: WEATHERSEAL BY DOOR MANUFACTURER

---

**(F1)** 3'-0" x 7'-0"  
PAINTED INSULATED HOLLOW METAL DOOR

FRAME: PAINTED HOLLOW METAL

**HARDWARE:**  
 3 EA HINGES  
 1 EA EXIT DEVICE  
 1 EA CYLINDER  
 1 EA CLOSER  
 1 EA PERIMETER SEAL  
 1 EA BOTTOM DRIP  
 1 EA THRESHOLD  
 1 EA LOCK GUARD  
 1 EA HVY DUTY FLOOR STOP

---

**(SD1)** 8'-0" x 10'-0"  
DOCK HIGH SECTIONAL VERTICAL LIFT OVERHEAD DOOR W/ FACTORY PAINTED FINISH.

**(SD2)** 12'-0" x 14'-0"  
SECTIONAL VERTICAL LIFT OVERHEAD DOOR W/ FACTORY PAINTED FINISH

**HARDWARE:**  
 1 EA SLIDE BOLT  
 1 EA PAD LOCK

### DOOR NOTES

**BUTT HINGES:**  
 SOSS - STANDARD WEIGHT, PLAIN BEARING, STEEL HINGES OR APPROVED EQUAL.  
 ALL EXTERIOR OUTSWING DOOR BUTTS SHALL BE MADE OF NON-FERROUS MATERIAL AND SHALL HAVE STAINLESS STEEL HINGE PINS.  
**VON DUPRIN 99 SERIES PANIC DEVICE OR APPROVED EQUAL**  
**CLOSING DEVICES:** NORTON 8500 BF SERIES OR APPROVED EQUAL  
**STOPS:** TRIMCO W/200 SERIES DOOR STOP  
**SLIDE BOLT AND PAD LOCK:** INSTALL SLIDE BOLT ABOVE LEVEL OF DOOR GUARD

### WALL LEGEND

CONCRETE TILT PANEL

**WARE MALCOMB**  
 Leading Design for Commercial Real Estate

architecture  
 planning  
 interiors  
 graphics  
 civil engineering

8181 N. Via De Nogales  
 Suite 100, A2 85226  
 Phoenix, AZ  
 P: 480.767.1001  
 F: 480.907.2288

REGISTERED ARCHITECT  
 36166  
 KEVIN T. EVERNHAM  
 03/28/2018  
 ARIZONA, U.S.A.  
 Expires 06/30/2019

**THE LANDING**  
 BUILDING 4  
 EAST RAY ROAD  
 MESA, ARIZONA 85212

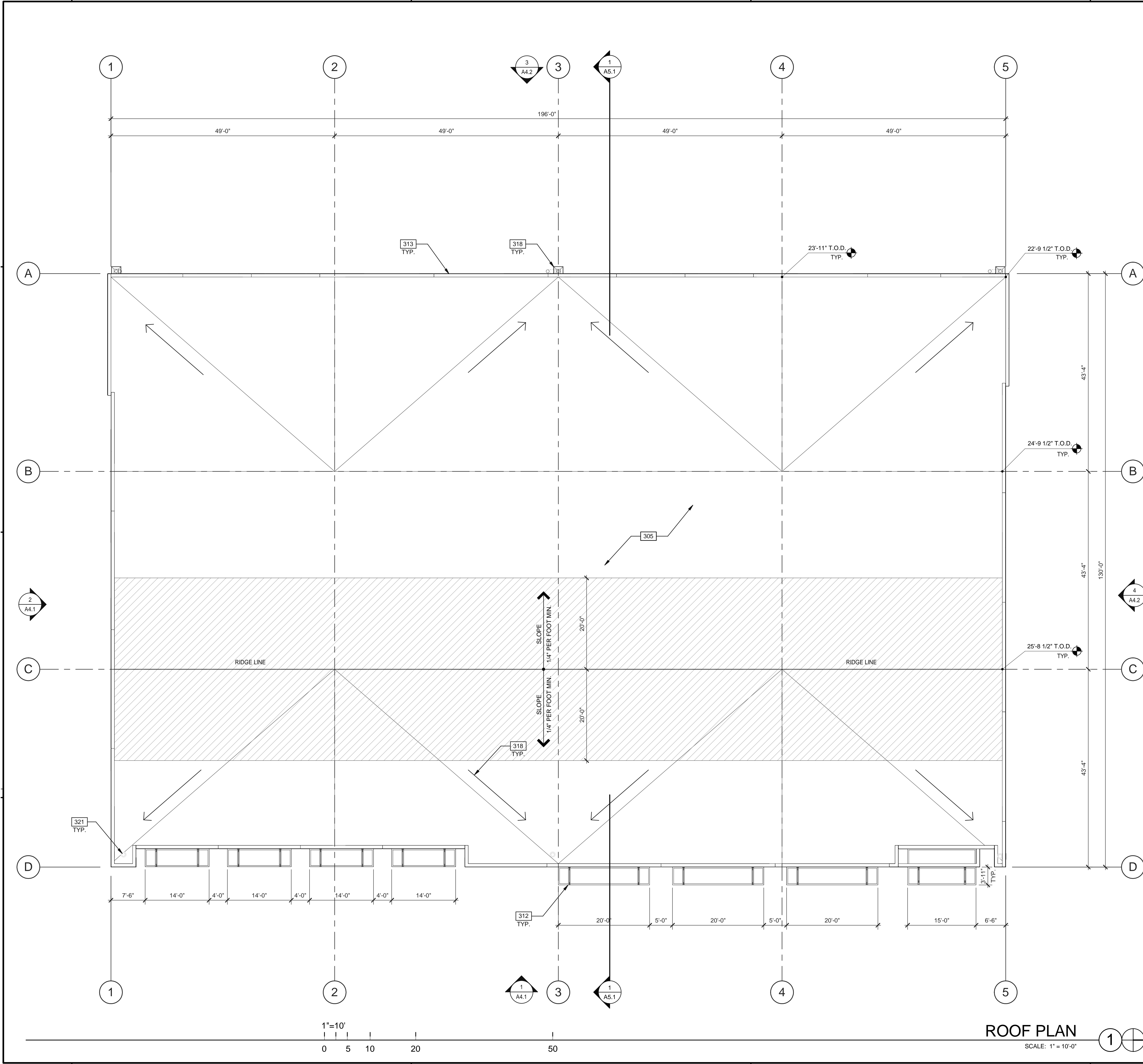
FLOOR PLAN	
DATE	REMARKS

PA/PM:	E. ZITNY
DRAWN BY:	H.B.
JOB NO.:	PHX18-0006-00

SHEET  
**A2.1**

**FLOOR PLAN**  
 SCALE: 1" = 10'-0"





**NOTES**

- SEE SHEET A0.2 FOR GENERAL NOTES
- 305 SINGLE-PLY ROOFING OVER WOOD DECK.
  - 312 ROOF CANOPY BELOW.
  - 313 CONCRETE TILT PANEL PARAPET.
  - 318 FLOW LINE TO DRAIN.
  - 321 ROOF DRAIN AND OVERFLOW SCUPPER.

**ABBREVIATIONS**

- T.O.P. = TOP OF PARAPET
- H.P. = TOP OF ROOFING - HIGH POINT
- M.P. = TOP OF ROOFING - MID POINT
- L.P. = TOP OF ROOFING - LOW POINT


**LEGEND**

HATCH INDICATES AREA NOT FULLY SCREENED BY PARAPET. MECHANICAL UNITS NOT PERMITTED.

**WARE MALCOMB**  
 Leading Design for Commercial Real Estate

architecture  
 planning  
 interiors  
 graphics  
 civil engineering

8181 N. Via De Nogales  
 Suite 100, AZ 85258  
 P 480.767.1001  
 F 480.907.2288



**THE LANDING**  
 BUILDING 4  
 EAST RAY ROAD  
 MESA, ARIZONA 85212

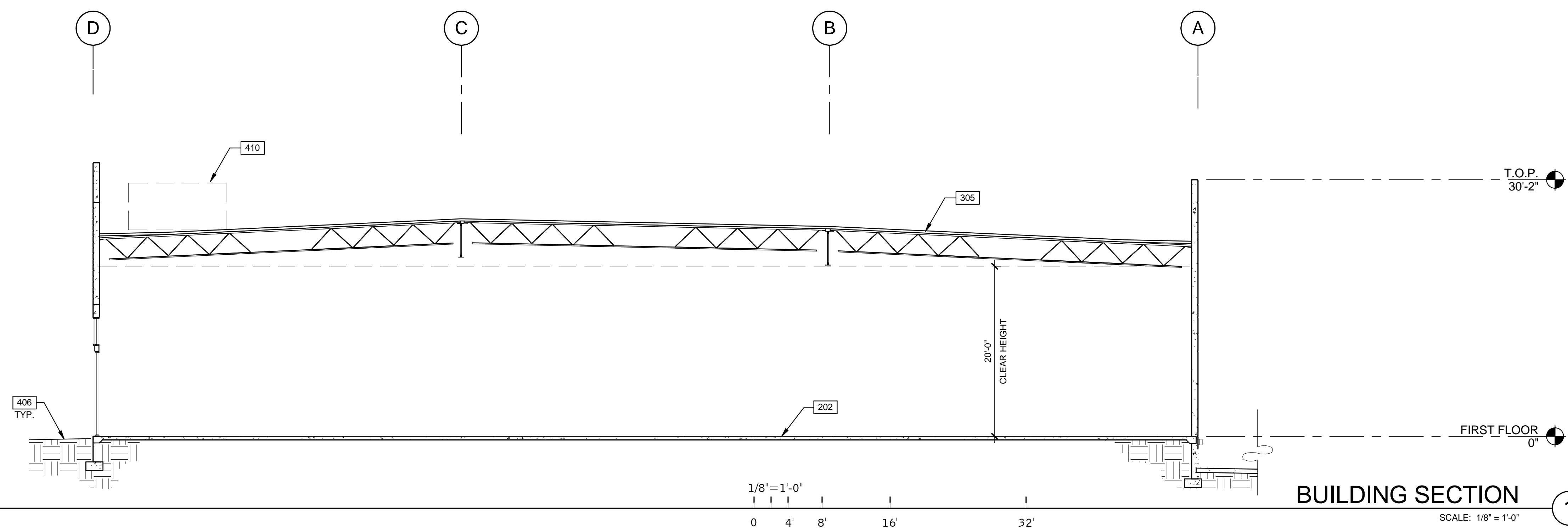
ROOF PLAN	
DATE	REMARKS

PA/PM:	E. ZITNY
DRAWN BY.:	H.B.
JOB NO.:	PHX18-0006-00

SHEET  
**A3.1**


B:\1800\PHX18-0006-00\_The Landing at PMA\2006\_4\_ARCH.rvt

3/27/2018 7:38:01 PM



**WARE MALCOMB**  
 Leading Design for Commercial Real Estate

architecture  
 planning  
 interiors  
 graphics  
 civil engineering  
 8181 N. Via De Nogales  
 Suite 100, AZ 85238  
 P: 480.767.1001  
 F: 480.907.2288



**THE LANDING**  
 BUILDING 5  
 EAST RAY ROAD  
 MESA, ARIZONA 85212

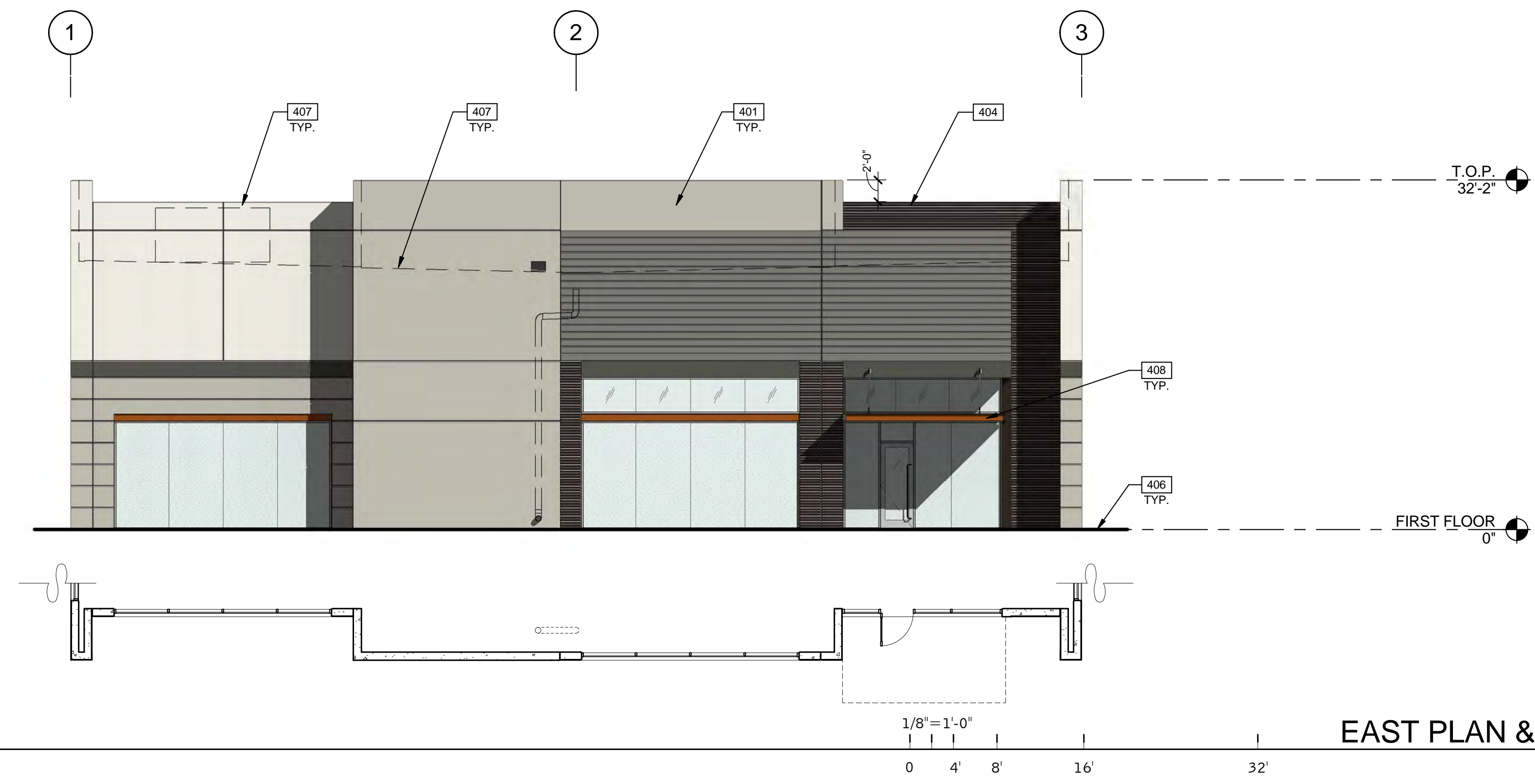
**SECTION NOTES**

- 202 CONCRETE SLAB. PROVIDE VAPOR RETARDER OVER SAND BASE AT OFFICE AREA PER SOILS REPORT. PROVIDE SEALER FOR CONCRETE FLOOR AREA IN WAREHOUSE.
- 305 SINGLE-PLY ROOFING OVER WOOD DECK.
- 406 FINISH GRADE, VARIES.
- 410 FULLY SCREENED MECHANICAL UNIT BEYOND.

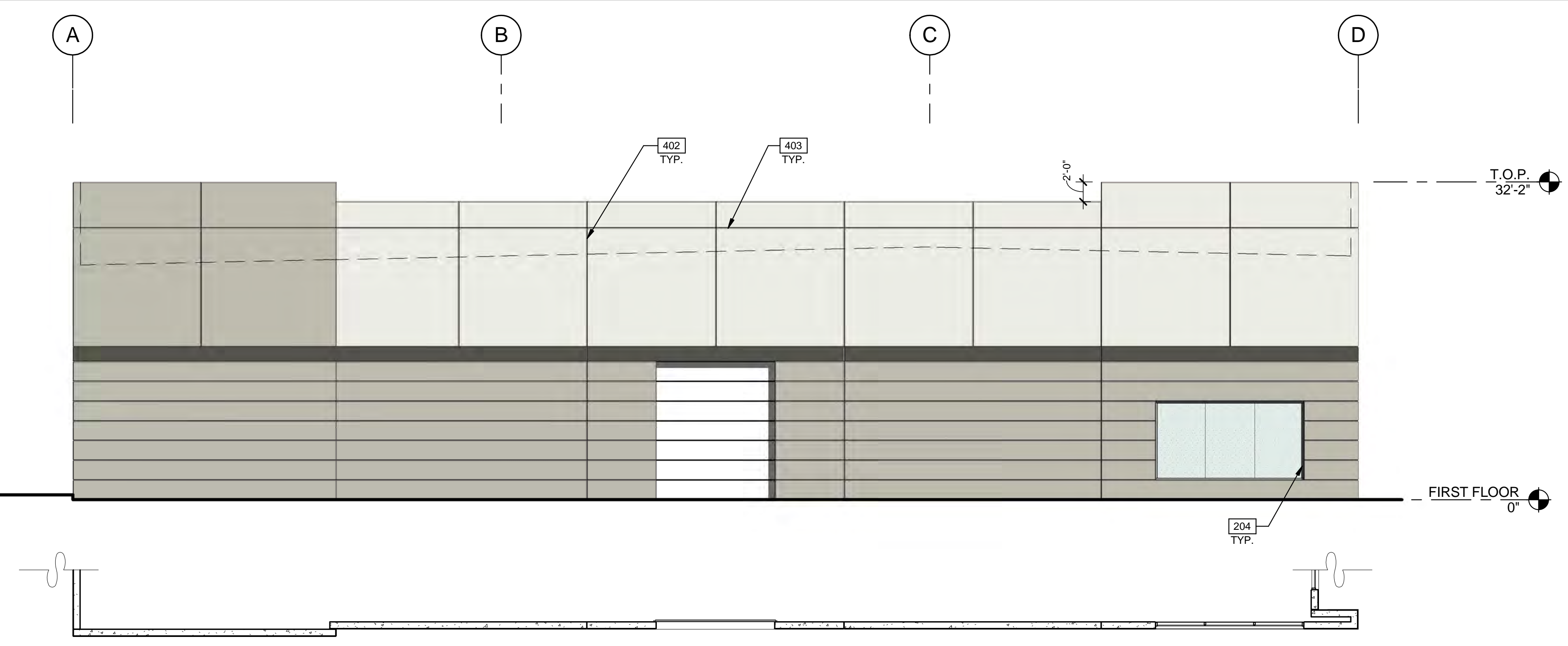
BUILDING SECTIONS	
DATE	REMARKS

PA/PM:	E. ZITNY
DRAWN BY.:	H.B.
JOB NO.:	PHX18-0006-00

SHEET  
**A5.1**



**EAST PLAN & EXTERIOR ELEVATION**  
SCALE: 1/8" = 1'-0"



**SOUTH PLAN AND EXTERIOR ELEVATION**  
SCALE: 1/8" = 1'-0"

**LEGEND**

- GLASS:**
- VISION GLASS
  - TEMPERED GLASS
- ALL GLASS TO BE PPG AZURIA IN CLEAR ANODIZED STOREFRONT FRAME

**COLOR LEGEND**

- COLORS:**  
PROVIDE 6'-0" WIDE PAINT COLOR MOCK-UP FULL HEIGHT OF BUILDING FOR OWNER/ARCHITECT REVIEW.
- A** BASE COLOR: DUNN EDWARDS CRYSTAL HAZE DE6219
  - B** SECONDARY COLOR: DUNN EDWARDS FLINTSTONE DE6221
  - C** ACCENT COLOR: DUNN EDWARDS ESPRESSO MACCHIATO DET680
  - D** ACCENT COLOR: FORMLINER PAINTED DUNN EDWARDS COAL MINER DET613
  - E** ACCENT COLOR: DUNN EDWARDS BLACK POOL DE6315
  - F** CANOPY: DUNN EDWARDS SWEET POTATOE DE5201

**ELEVATION NOTES**

- 204 ALUMINUM STOREFRONT SYSTEM WITH 1" INSULATED GLASS.
- 401 CONCRETE WALL, PAINTED.
- 402 CONCRETE WALL JOINT.
- 403 3/4" V-REVEAL
- 404 RECESSED FORMLINER PANEL, SEE PLAN
- 406 FINISH GRADE, VARIES.
- 407 LINE OF ROOF BEYOND.
- 408 METAL CANOPY - PAINTED.

**WARE MALCOMB**  
Leading Design for Commercial Real Estate

architecture  
planning  
interiors  
graphics  
civil engineering

8181 N. Via De Nogales  
Suite 100, AZ 85258  
P: 480.767.1001  
F: 480.907.2288

**THE LANDING**  
BUILDING 5  
EAST RAY ROAD  
MESA, ARIZONA 85212

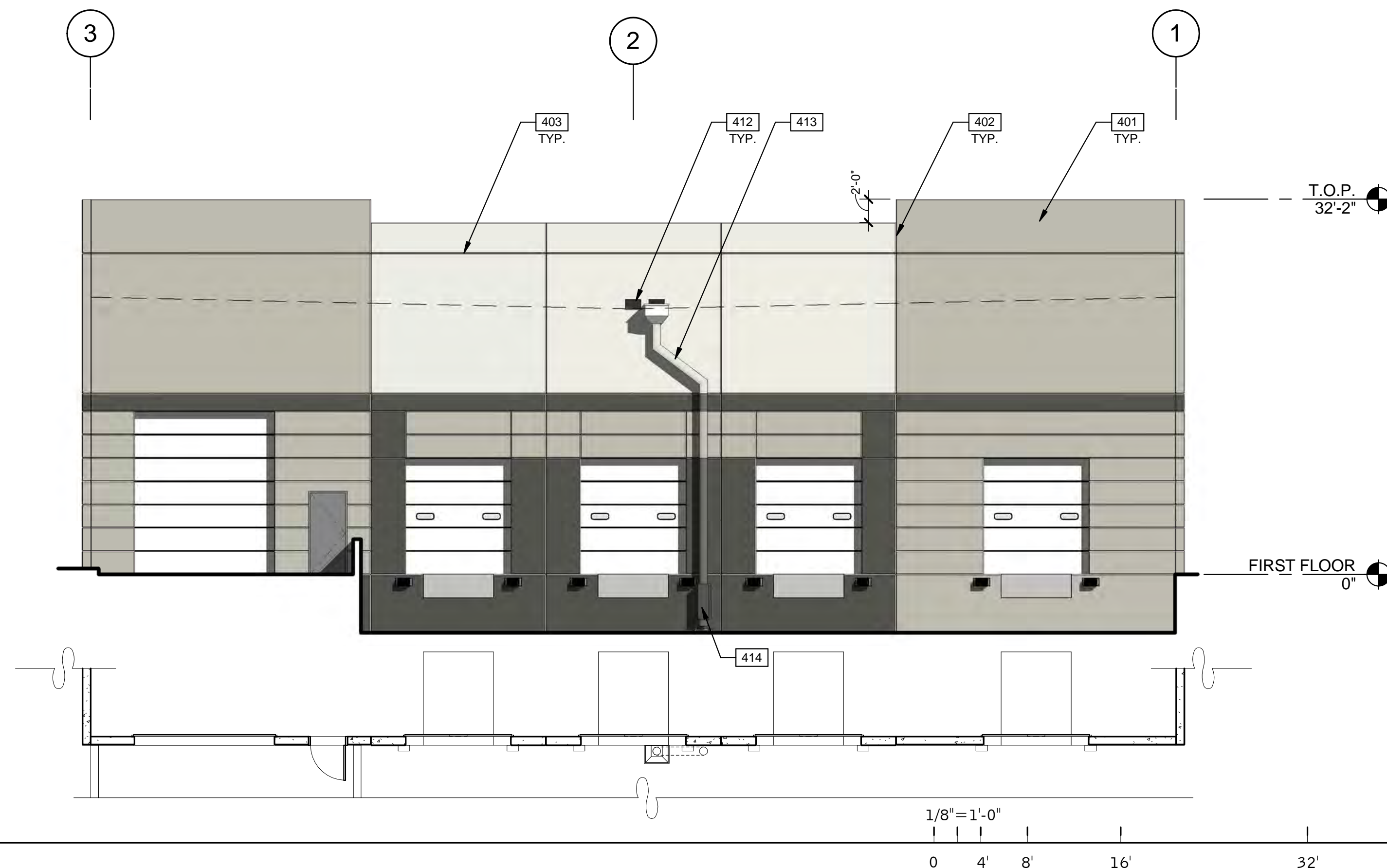
**EXTERIOR ELEVATIONS**

DATE	REMARKS

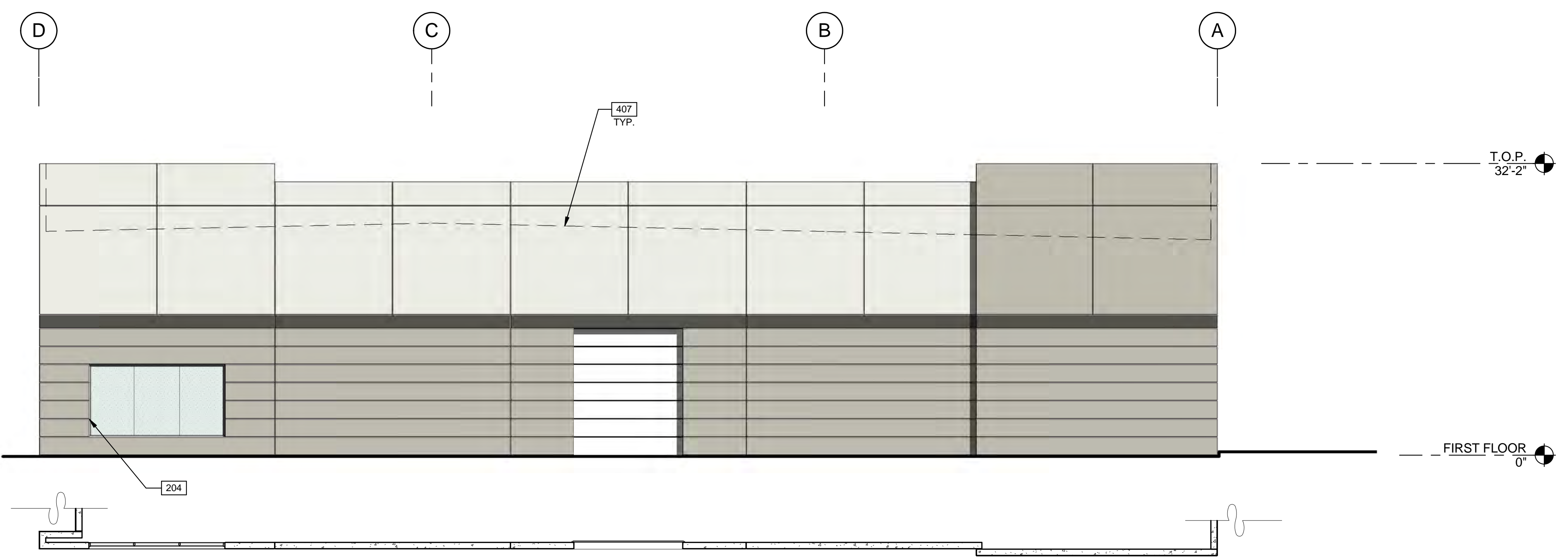
PA/PM:	E. ZITNY
DRAWN BY:.	H.B.
JOB NO.:	PHX18-0006-00

SHEET  
**A4.1**



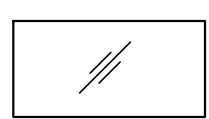
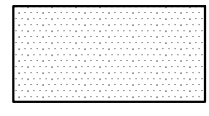


EXTERIOR ELEVATION 3  
SCALE: 1/8" = 1'-0"

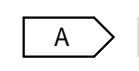
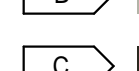
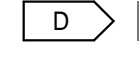
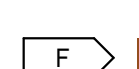




EXTERIOR ELEVATION 4  
SCALE: 1/8" = 1'-0"

**LEGEND**

- GLASS:**
-  VISION GLASS
  -  TEMPERED GLASS
- ALL GLASS TO BE PPG AZURIA IN CLEAR ANODIZED STOREFRONT FRAME

**COLOR LEGEND**

- COLORS:**  
PROVIDE 6'-0" WIDE PAINT COLOR MOCK-UP FULL HEIGHT OF BUILDING FOR OWNER/ARCHITECT REVIEW.
-  A BASE COLOR: DUNN EDWARDS CRYSTAL HAZE DE6219
  -  B SECONDARY COLOR: DUNN EDWARDS FLINTSTONE DE6221
  -  C ACCENT COLOR: DUNN EDWARDS ESPRESSO MACCHIATO DET680
  -  D ACCENT COLOR: FORMLINER PAINTED DUNN EDWARDS COAL MINER DET613
  -  E ACCENT COLOR: DUNN EDWARDS BLACK POOL DE6315
  -  F CANOPY: DUNN EDWARDS SWEET POTATOE DE5201

**ELEVATION NOTES**

- 204 ALUMINUM STOREFRONT SYSTEM WITH 1" INSULATED GLASS.
- 401 CONCRETE WALL, PAINTED.
- 402 CONCRETE WALL JOINT.
- 403 3/4" V-REVEAL.
- 407 LINE OF ROOF BEYOND.
- 412 OVERFLOW SCUPPER.
- 413 DRAIN LEADER, PAINTED TO MATCH ADJACENT WALL.
- 414 DOWNSPOUT GAURD, PAINTED TO MATCH ADJACENT WALL.

**WARE MALCOMB**  
Leading Design for Commercial Real Estate

architecture  
planning  
interiors  
graphics  
civil engineering

8181 N. Via De Nogues  
Scottsdale, AZ 85258  
P 480.767.1004  
F 480.907.2288

**THE LANDING**  
BUILDING 5  
EAST RAY ROAD  
MESA, ARIZONA 85212

**EXTERIOR ELEVATIONS**

DATE	REMARKS

PA/PM:	E. ZITNY
DRAWN BY.:	H.B.
JOB NO.:	PHX18-0006-00

SHEET  
**A4.2**

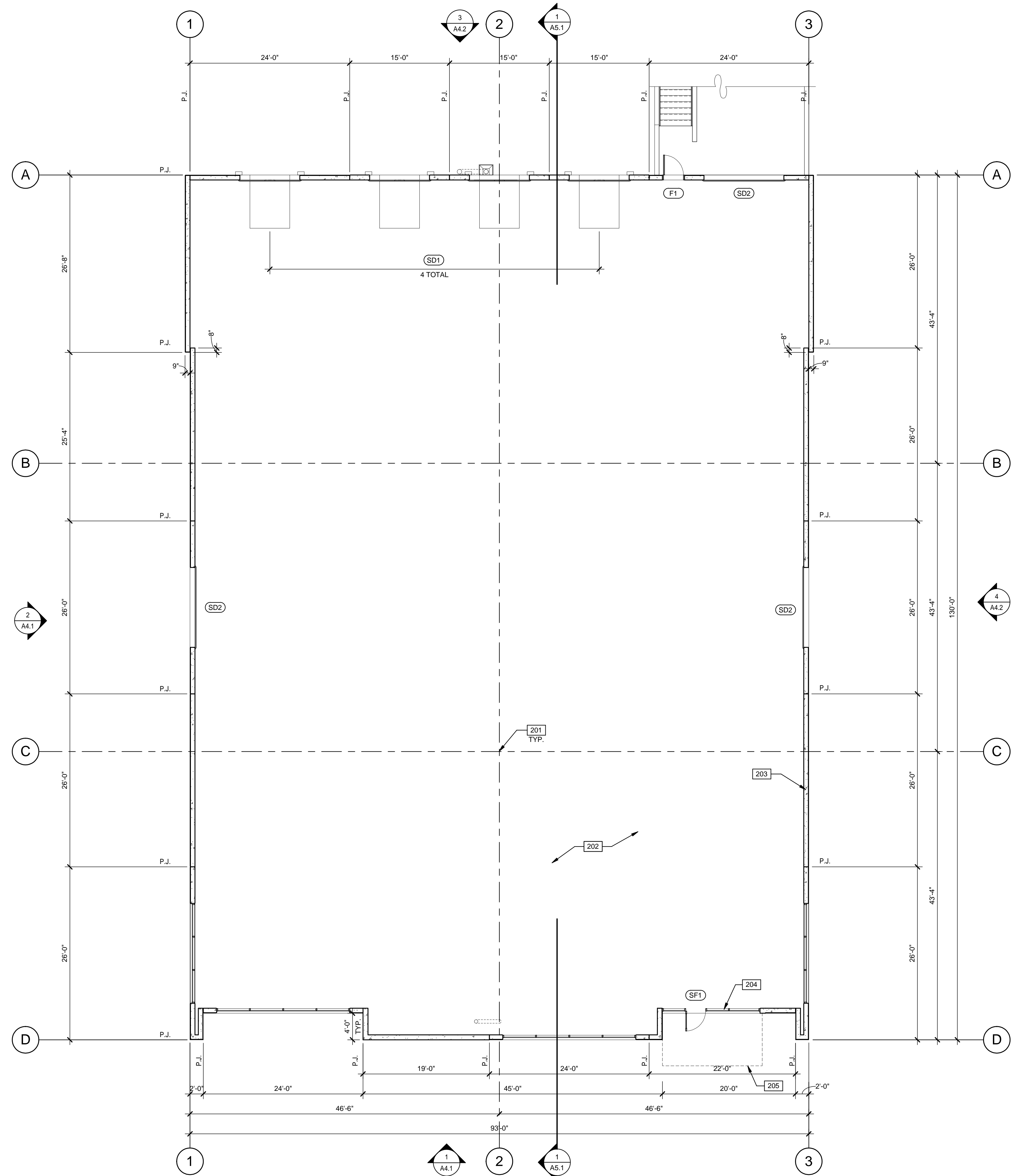












### FLOOR PLAN NOTES

- 201 STRUCTURAL COLUMN, FACTORY PRIME GRAY.
- 202 CONCRETE SLAB, PROVIDE VAPOR RETARDER OVER SAND BASE AT OFFICE AREA PER SOIL'S REPORT. PROVIDE SEALER FOR CONCRETE FLOOR AREA IN WAREHOUSE.
- 203 EXTERIOR CONCRETE TILT PANEL WALL, PAINTED
- 204 ALUMINUM STOREFRONT SYSTEM WITH 1" INSULATED GLASS.
- 205 METAL CANOPY ABOVE, SEE ELEVATIONS.

### DOOR TYPES

**(SF1)** 3'-0" x 8'-0"  
CLEAR ANOD. ALUM. STOREFRONT DOOR W/TEMPERED GLAZING (NARROW STILE)  
FRAME: MANUFACTURER

**HARDWARE:**  
2 SETS PIVOT SET  
2 SETS INTER PIVOT  
1 EA MORTISE CYLINDER  
2 SETS OFFSET PULL  
2 EA OH CLOSER  
1 EA THRESHOLD  
1 EA DECAL

NOTE: WEATHERSEAL BY DOOR MANUFACTURER

---

**(F1)** 3'-0" x 7'-0"  
PAINTED INSULATED HOLLOW METAL DOOR  
FRAME: PAINTED HOLLOW METAL

**HARDWARE:**  
3 EA HINGES  
1 EA EXIT DEVICE  
1 EA CYLINDER  
1 EA CLOSER  
1 EA PERIMETER SEAL  
1 EA BOTTOM DRIP  
1 EA THRESHOLD  
1 EA LOCK GUARD  
1 EA HVY DUTY FLOOR STOP

---

**(SD1)** 8'-0" x 10'-0"  
DOCK HIGH SECTIONAL VERTICAL LIFT OVERHEAD DOOR W/ FACTORY PAINTED FINISH.

**(SD2)** 12'-0" x 14'-0"  
SECTIONAL VERTICAL LIFT OVERHEAD DOOR W/ FACTORY PAINTED FINISH

**HARDWARE:**  
1 EA SLIDE BOLT  
1 EA PAD LOCK

FOR (SD1)  
FOR (SD2)

### DOOR NOTES

**BUTT HINGES:**  
SSSS - STANDARD WEIGHT, PLAIN BEARING, STEEL HINGES OR APPROVED EQUAL.  
ALL EXTERIOR OUTSWING DOOR BUTTS SHALL BE MADE OF NON-FERROUS MATERIAL AND SHALL HAVE STAINLESS STEEL HINGE PINS.  
**VON DUPRIN 99 SERIES PANIC DEVICE OR APPROVED EQUAL**  
**CLOSING DEVICES:** NORTON 8500 BF SERIES OR APPROVED EQUAL  
**STOPS:** TRIMCO W/200 SERIES DOOR STOP  
**SLIDE BOLT AND PAD LOCK:** INSTALL SLIDE BOLT ABOVE LEVEL OF DOOR GUARD


### WALL LEGEND

CONCRETE TILT PANEL

**WARE MALCOMB**  
Leading Design for Commercial Real Estate

architecture  
planning  
interiors  
graphics  
civil engineering

8181 N. Via De Nogues  
Suite 100, AZ 85258  
P: 480.767.1001  
F: 480.907.2288



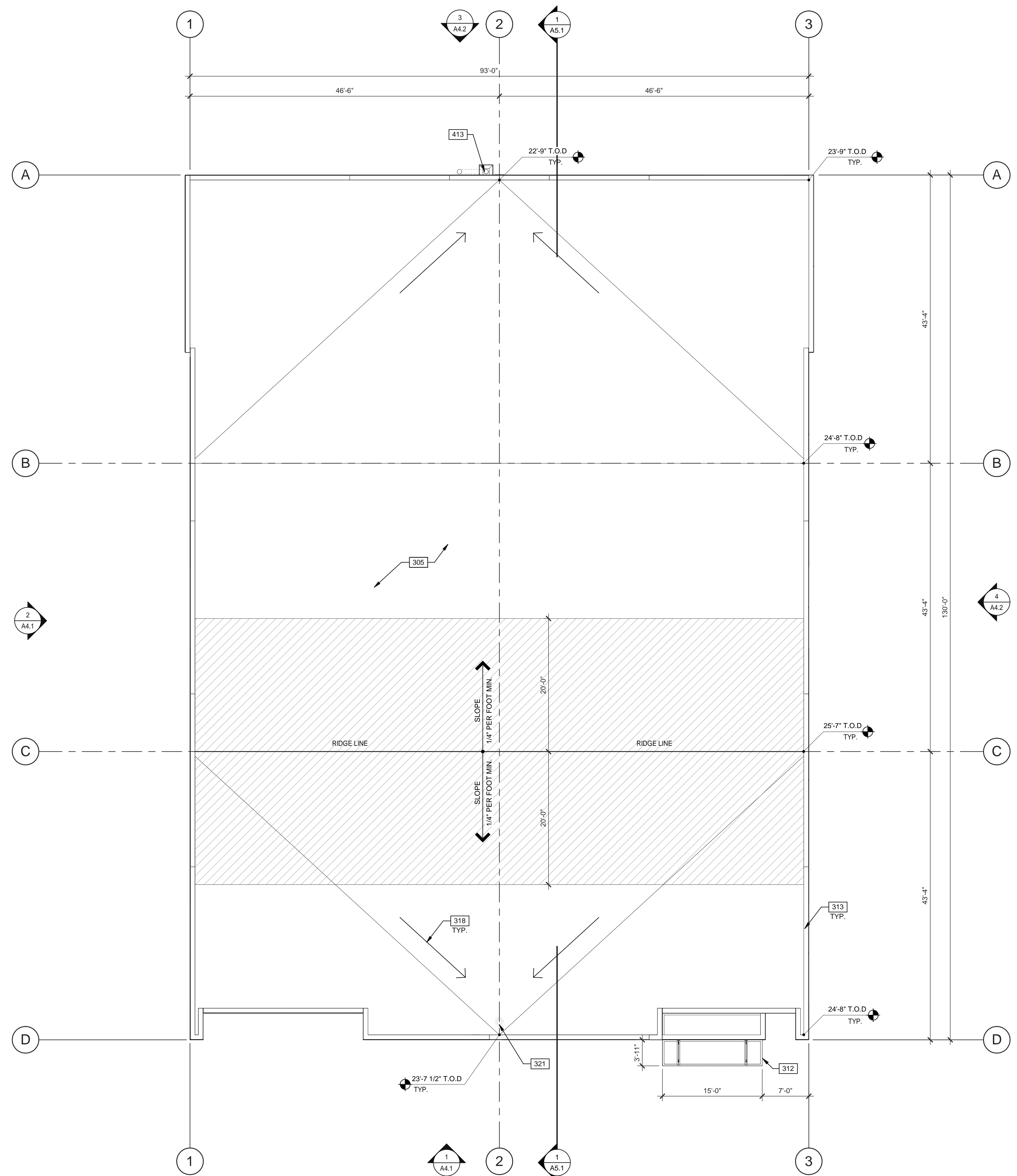
**THE LANDING**  
BUILDING 5  
EAST RAY ROAD  
MESA, ARIZONA 85212

FLOOR PLAN	
DATE	REMARKS

PA/PM:	E. ZITNY
DRAWN BY.:	H.B.
JOB NO.:	PHX18-0006-00

SHEET  
**A2.1**





**NOTES**

- SEE SHEET A0.2 FOR GENERAL NOTES
- 305 SINGLE-PLY ROOFING OVER WOOD DECK.
  - 312 ROOF CANOPY BELOW.
  - 313 CONCRETE TILT PANEL PARAPET.
  - 318 FLOW LINE TO DRAIN.
  - 321 ROOF DRAIN AND OVERFLOW SCUPPER.
  - 413 DRAIN LEADER, PAINTED TO MATCH ADJACENT WALL.

**ABBREVIATIONS**

- T.O.P. = TOP OF PARAPET
- H.P. = TOP OF ROOFING - HIGH POINT
- M.P. = TOP OF ROOFING - MID POINT
- L.P. = TOP OF ROOFING - LOW POINT

**LEGEND**

HATCH INDICATES AREA NOT FULLY SCREENED BY PARAPET, MECHANICAL UNITS NOT PERMITTED.

**WARE MALCOMB**  
Leading Design for Commercial Real Estate

architecture  
planning  
interiors  
graphics  
civil engineering

8181 N. Via De Negocio  
Suite 102, AZ 85258  
P: 480.767.1004  
F: 480.907.2288

REGISTERED ARCHITECT  
36166  
KEVIN T. EVERNHAM  
03/28/2018  
ARIZONA, U.S.A.  
Expires 06/30/2019

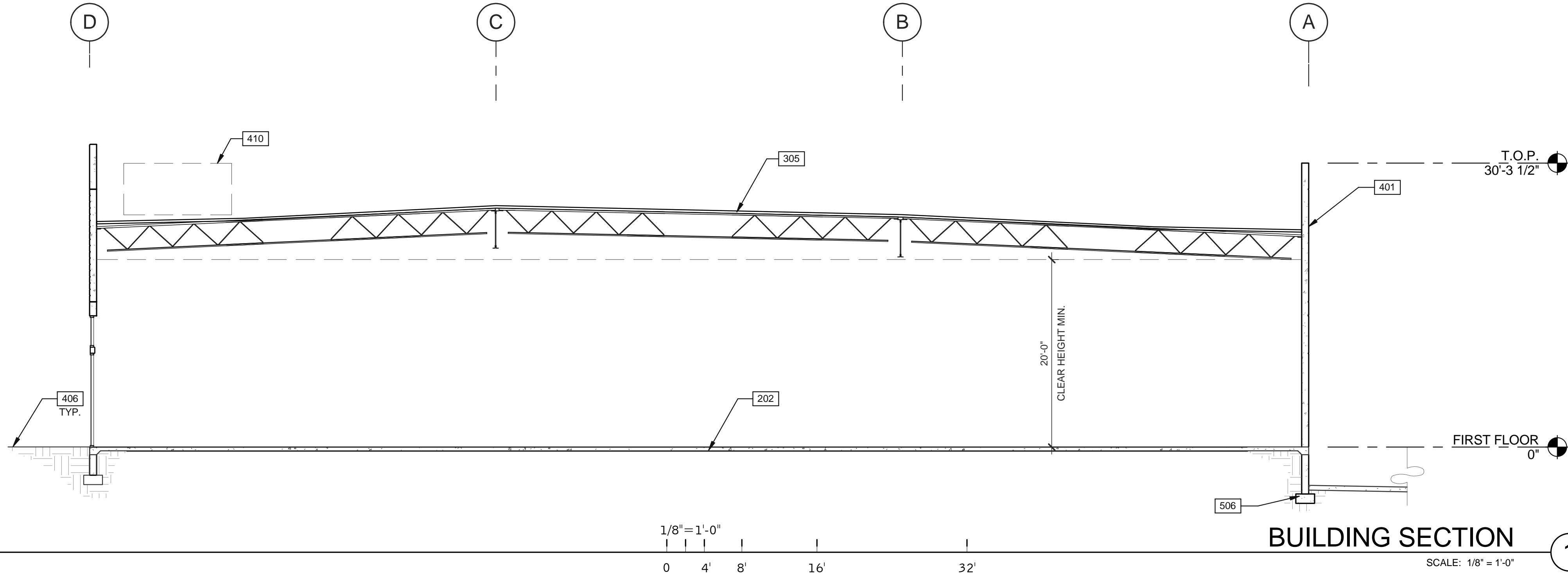
**THE LANDING**  
BUILDING 5  
EAST RAY ROAD  
MESA, ARIZONA 85212

ROOF PLAN	
DATE	REMARKS

PA/PM:	E. ZITNY
DRAWN BY.:	H.B.
JOB NO.:	PHX18-0006-00

SHEET  
**A3.1**

**ROOF PLAN**  
SCALE: 1/8" = 1'-0"




**SECTION NOTES**

- 202 CONCRETE SLAB. PROVIDE VAPOR RETARDER OVER SAND BASE AT OFFICE AREA PER SOILS REPORT. PROVIDE SEALER FOR CONCRETE FLOOR AREA IN WAREHOUSE.
- 305 SINGLE-PLY ROOFING OVER WOOD DECK.
- 401 CONCRETE WALL, PAINTED.
- 406 FINISH GRADE, VARIES.
- 410 FULLY SCREENED MECHANICAL UNIT BEYOND.
- 506 CONCRETE FOOTING.

**WARE MALCOMB**  
 Leading Design for Commercial Real Estate

architecture  
 planning  
 interiors  
 graphics  
 civil engineering  
 8181 N. Via De Nogales  
 Suite 100, Mesa, AZ 85226  
 P 480.767.1001  
 F 480.907.2288



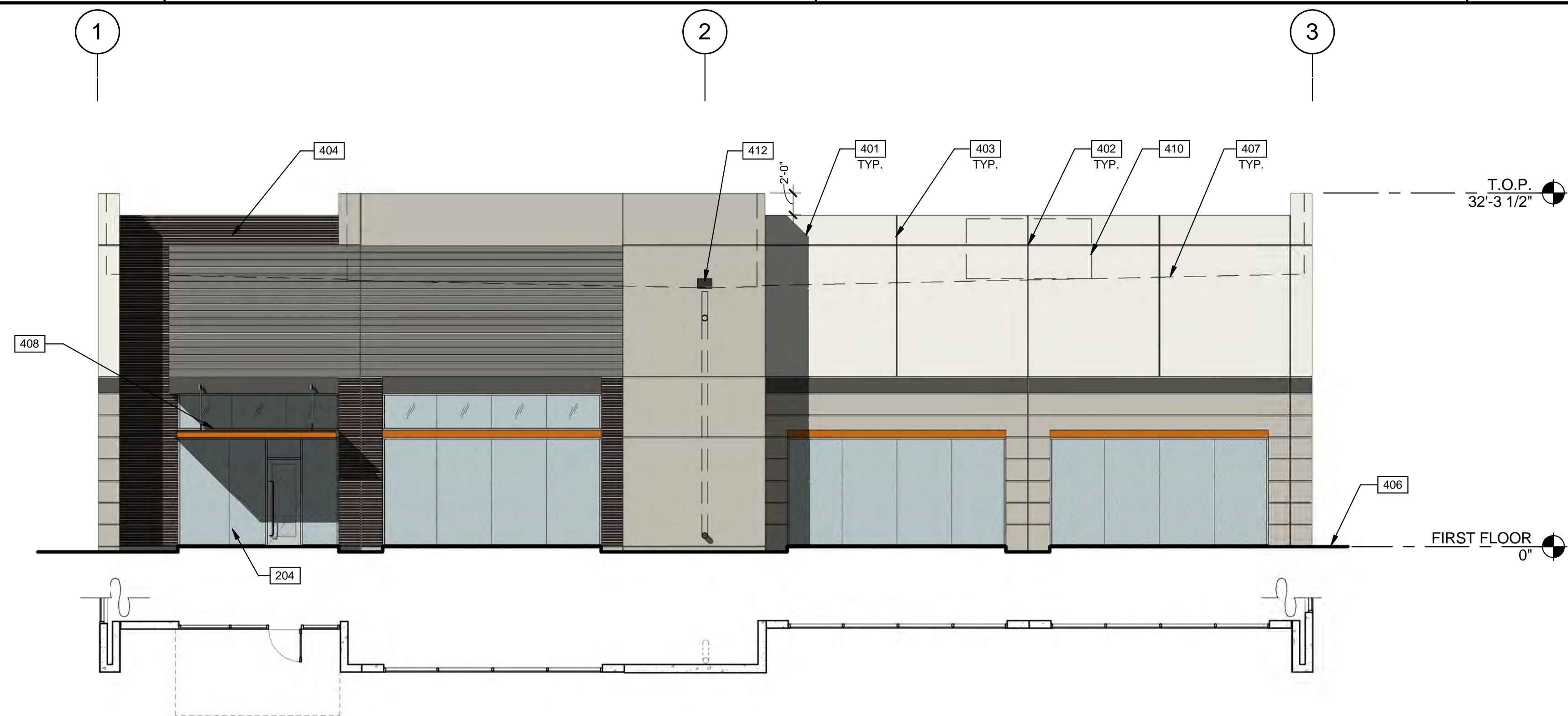
**THE LANDING**  
 BUILDING 6  
 EAST RAY ROAD  
 MESA, ARIZONA 85212

BUILDING SECTION	
DATE	REMARKS

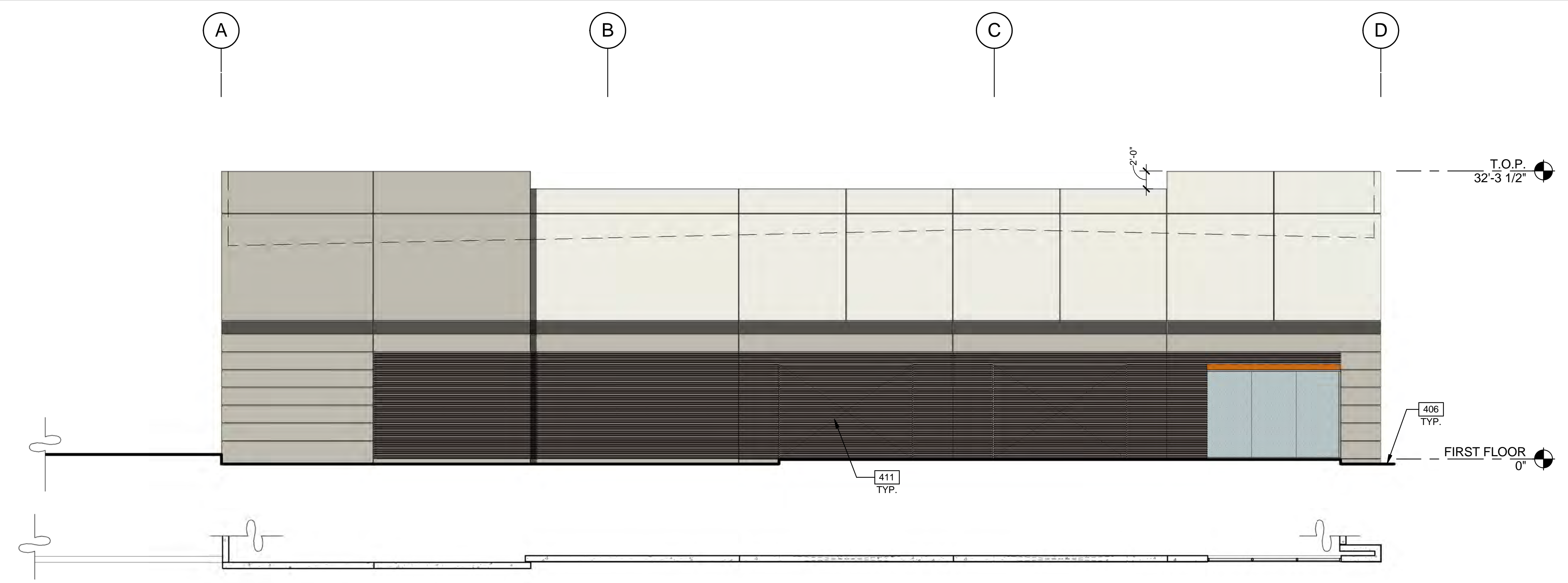
PA/PM:	E. ZITNY
DRAWN BY.:	H.B.
JOB NO.:	PHX18-0006-00

SHEET  
**A5.1**





1/8" = 1'-0" EAST PLAN & EXTERIOR ELEVATION SCALE: 1/8" = 1'-0" 1



SOUTH PLAN & EXTERIOR ELEVATION SCALE: 1/8" = 1'-0" 2

**LEGEND**

- GLASS:**
- VISION GLASS
  - TEMPERED GLASS
- ALL GLASS TO BE PPG AZURIA IN CLEAR ANODIZED STOREFRONT FRAME

**COLOR LEGEND**

- COLORS:**  
PROVIDE 6'-0" WIDE PAINT COLOR MOCK-UP FULL HEIGHT OF BUILDING FOR OWNER/ARCHITECT REVIEW.
- A** BASE COLOR: DUNN EDWARDS CRYSTAL HAZE DE6219
  - B** SECONDARY COLOR: DUNN EDWARDS FLINTSTONE DE6221
  - C** ACCENT COLOR: DUNN EDWARDS ESPRESSO MACCHIATO DET680
  - D** ACCENT COLOR: FORMLINER PAINTED DUNN EDWARDS COAL MINER DET613
  - E** ACCENT COLOR: DUNN EDWARDS BLACK POOL DE6315
  - F** CANOPY: DUNN EDWARDS SWEET POTATOE DE5201


**ELEVATION NOTES**

- 204 ALUMINUM STOREFRONT SYSTEM WITH 1" INSULATED GLASS.
- 401 CONCRETE WALL, PAINTED.
- 402 CONCRETE WALL JOINT.
- 403 3/4" V-REVEAL.
- 404 RECESSED FORMLINER PANEL, SEE PLAN.
- 406 FINISH GRADE, VARIES.
- 407 LINE OF ROOF BEYOND.
- 408 METAL CANOPY - PAINTED.
- 410 FULLY SCREENED MECHANICAL UNIT BEYOND.
- 411 KNOCK OUT PANEL FOR FUTURE STOREFRONT.
- 412 OVERFLOW SCUPPER.

**WARE MALCOMB**  
Leading Design for Commercial Real Estate

architecture  
planning  
interiors  
graphics  
civil engineering

8181 N. Via De Negocio  
Suite 100, AZ 85258  
P: 480.767.1004  
F: 480.907.2288



**THE LANDING**  
BUILDING 6  
EAST RAY ROAD  
MESA, ARIZONA 85212

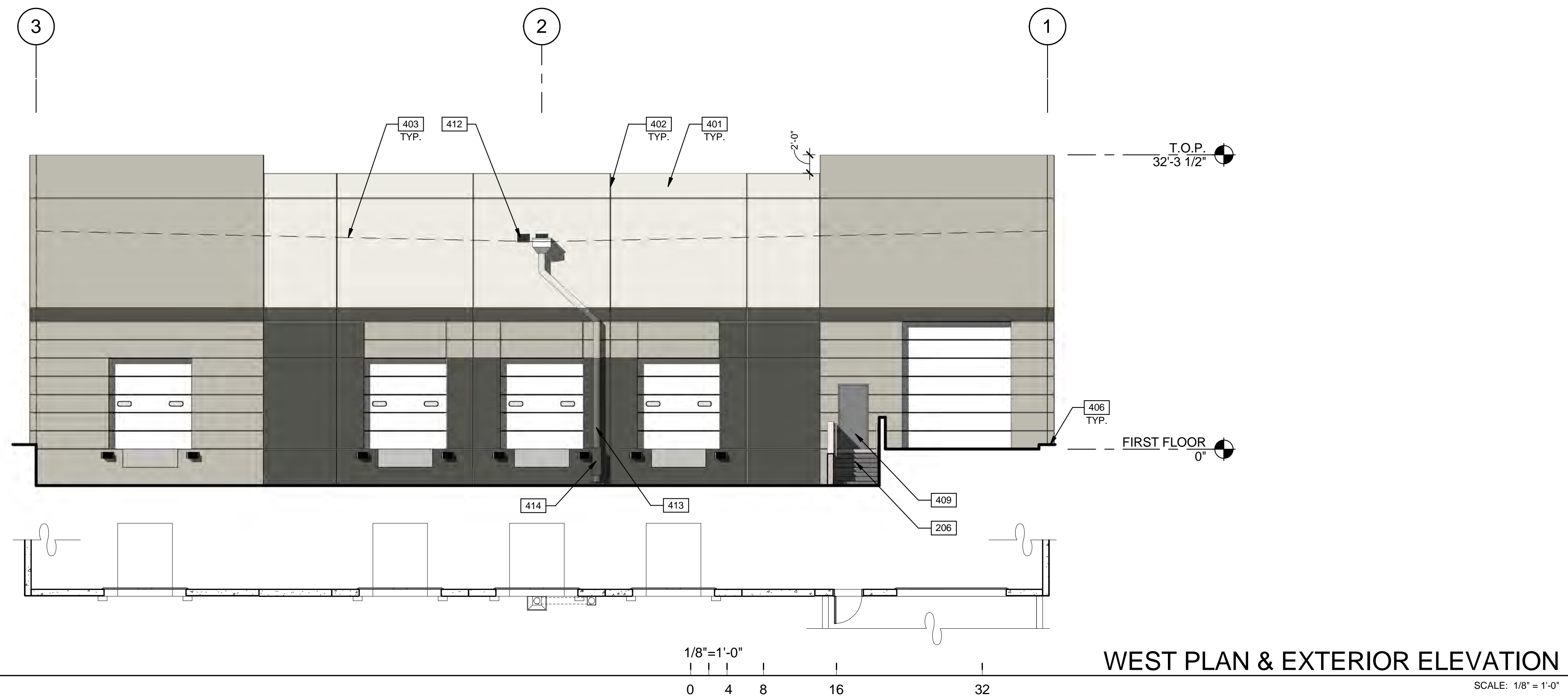
**EXTERIOR ELEVATIONS**

DATE	REMARKS

PA/PM:	E. ZITNY
DRAWN BY.:	H.B.
JOB NO.:	PHX18-0006-00

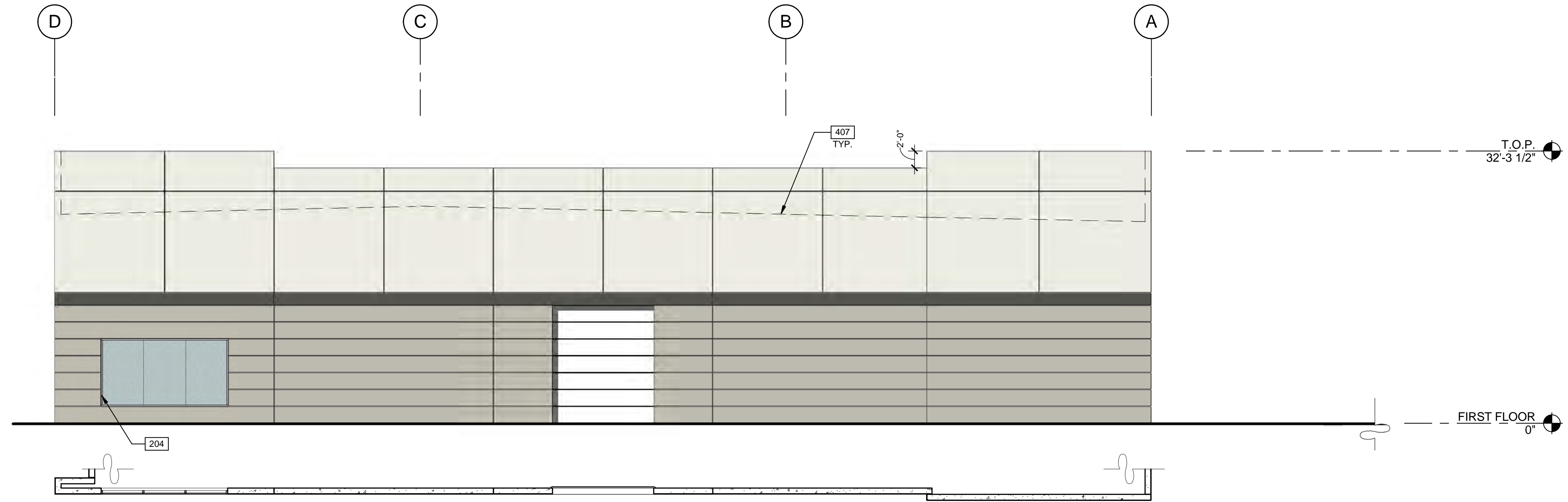
SHEET  
**A4.1**





WEST PLAN & EXTERIOR ELEVATION

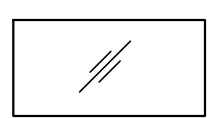
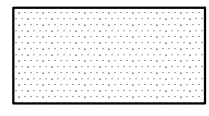
SCALE: 1/8" = 1'-0"



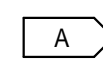
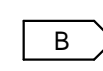
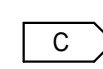


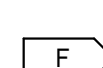
NORTH PLAN & EXTERIOR ELEVATION

SCALE: 1/8" = 1'-0"

**LEGEND**

- GLASS:**
-  VISION GLASS
  -  TEMPERED GLASS
- ALL GLASS TO BE PPG AZURIA IN CLEAR ANODIZED STOREFRONT FRAME

**COLOR LEGEND**

- COLORS:**  
 PROVIDE 6'-0" WIDE PAINT COLOR MOCK-UP FULL HEIGHT OF BUILDING FOR OWNER/ARCHITECT REVIEW.
-  A BASE COLOR: DUNN EDWARDS CRYSTAL HAZE DE6219
  -  B SECONDARY COLOR: DUNN EDWARDS FLINTSTONE DE6221
  -  C ACCENT COLOR: DUNN EDWARDS ESPRESSO MACCHIATO DET680
  -  D ACCENT COLOR: FORMLINER PAINTED DUNN EDWARDS COAL MINER DET613
  -  E ACCENT COLOR: DUNN EDWARDS BLACK POOL DE6315
  -  F CANOPY: DUNN EDWARDS SWEET POTATOE DE5201

**ELEVATION NOTES**

- 204 ALUMINUM STOREFRONT SYSTEM WITH 1" INSULATED GLASS.
- 206 EXTERIOR STEEL STAIR, BOLTED TO TILT PANEL/GRADE RAMP WALL
- 401 CONCRETE WALL, PAINTED.
- 402 CONCRETE WALL JOINT.
- 403 3/4" V-REVEAL.
- 406 FINISH GRADE, VARIES.
- 407 LINE OF ROOF BEYOND.
- 409 METAL MAN DOOR, PAINTED.
- 412 OVERFLOW SCUPPER.
- 413 DRAIN LEADER. PAINTED TO MATCH ADJACENT WALL.
- 414 DOWNSPOUT GAURD. PAINTED TO MATCH ADJACENT WALL.

**WARE MALCOMB**  
 Leading Design for Commercial Real Estate

architecture  
 planning  
 interiors  
 graphics  
 civil engineering

8181 N. Via De Negocio  
 Suite 100, AZ 85258  
 P: 480.767.1004  
 F: 480.907.2288

REGISTERED ARCHITECT  
 36166  
 KEVIN T. EVERNHAM  
 State of ARIZONA, U.S.A.  
 03/28/2018  
 Expires 06/30/2019

**THE LANDING**  
 BUILDING 6  
 EAST RAY ROAD  
 MESA, ARIZONA 85212

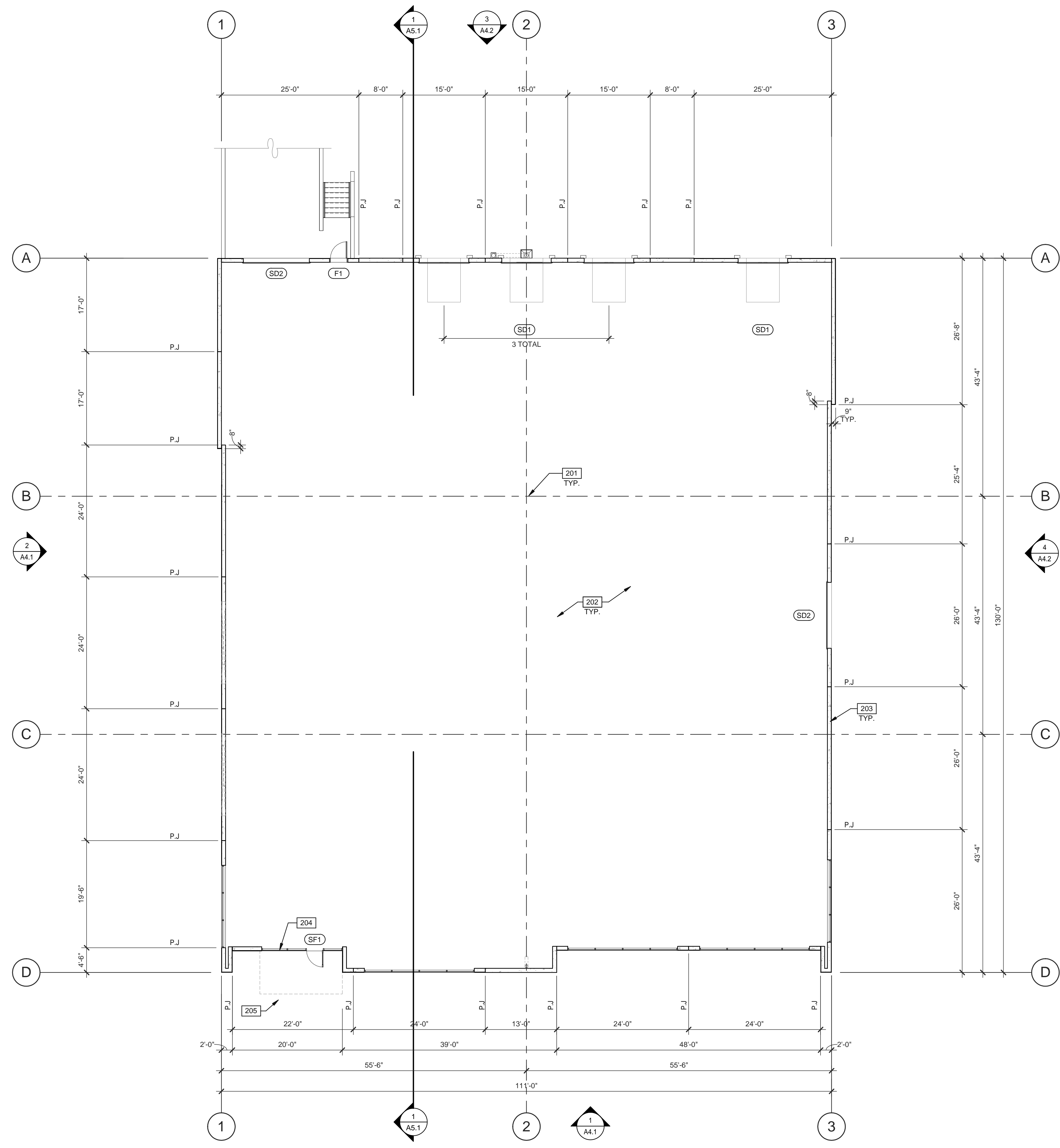
**EXTERIOR ELEVATIONS**

DATE	REMARKS

PA/PM:	E. ZITNY
DRAWN BY.:	H.B.
JOB NO.:	PHX18-0006-00

SHEET  
**A4.2**





### FLOOR PLAN NOTES

- 201 STRUCTURAL COLUMN, FACTORY PRIME GRAY.
- 202 CONCRETE SLAB. PROVIDE VAPOR RETARDER OVER SAND BASE AT OFFICE AREA PER SOILS REPORT. PROVIDE SEALER FOR CONCRETE FLOOR AREA IN WAREHOUSE.
- 203 EXTERIOR CONCRETE TILT PANEL WALL, PAINTED
- 204 ALUMINUM STOREFRONT SYSTEM WITH 1" INSULATED GLASS.
- 205 METAL CANOPY ABOVE, SEE ELEVATIONS.

### DOOR TYPES

**(SF1)** 3'-0" x 8'-0" CLEAR ANOD. ALUM. STOREFRONT DOOR W/TEMPERED GLAZING (NARROW STYLE)

FRAME: MANUFACTURER

HARDWARE:  
 2 SETS PIVOT SET  
 2 SETS INTER PIVOT  
 1 EA MORTISE CYLINDER  
 2 SETS OFFSET PULL  
 2 EA OH CLOSER  
 1 EA THRESHOLD  
 1 EA DECAL

NOTE: WEATHERSEAL BY DOOR MANUFACTURER

---

**(F1)** 3'-0" x 7'-0" PAINTED INSULATED HOLLOW METAL DOOR

FRAME: PAINTED HOLLOW METAL

HARDWARE:  
 3 EA HINGES  
 1 EA EXIT DEVICE  
 1 EA CYLINDER  
 1 EA CLOSER  
 1 EA PERIMETER SEAL  
 1 EA BOTTOM DRIP  
 1 EA THRESHOLD  
 1 EA LOCK GUARD  
 1 EA HVY DUTY FLOOR STOP

---

**(SD1)** 9'-0" x 10'-0" DOCK HIGH SECTIONAL VERTICAL LIFT OVERHEAD DOOR W/ FACTORY PAINTED FINISH.

**(SD2)** 12'-0" x 14'-0" SECTIONAL VERTICAL LIFT OVERHEAD DOOR W/ FACTORY PAINTED FINISH

HARDWARE:  
 1 EA SLIDE BOLT  
 1 EA PAD LOCK

FOR (SD1)  
 FOR (SD2)

### DOOR NOTES

**BUTT HINGES:**  
 SOSS - STANDARD WEIGHT, PLAIN BEARING, STEEL HINGES OR APPROVED EQUAL  
 ALL EXTERIOR OUTSWING DOOR BUTTS SHALL BE MADE OF NON-FERROUS MATERIAL AND SHALL HAVE STAINLESS STEEL HINGE PINS.  
**VON DUPRIN 99 SERIES PANIC DEVICE OR APPROVED EQUAL**  
**CLOSING DEVICES:** NORTON 8500 BF SERIES OR APPROVED EQUAL  
**STOPS:** TRIMCO W1200 SERIES DOOR STOP  
**SLIDE BOLT AND PAD LOCK:** INSTALL SLIDE BOLT ABOVE LEVEL OF DOOR GUARD

### WALL LEGEND

CONCRETE TILT PANEL

**WARE MALCOMB**  
 Leading Design for Commercial Real Estate

architecture  
 planning  
 interiors  
 graphics  
 civil engineering

8181 N. Via De Negocio  
 Suite 100, AZ 85258  
 P: 480.767.1004  
 F: 480.907.2288

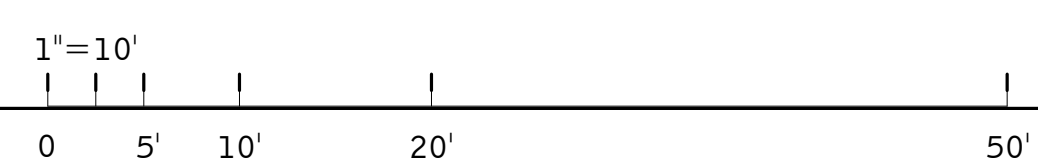
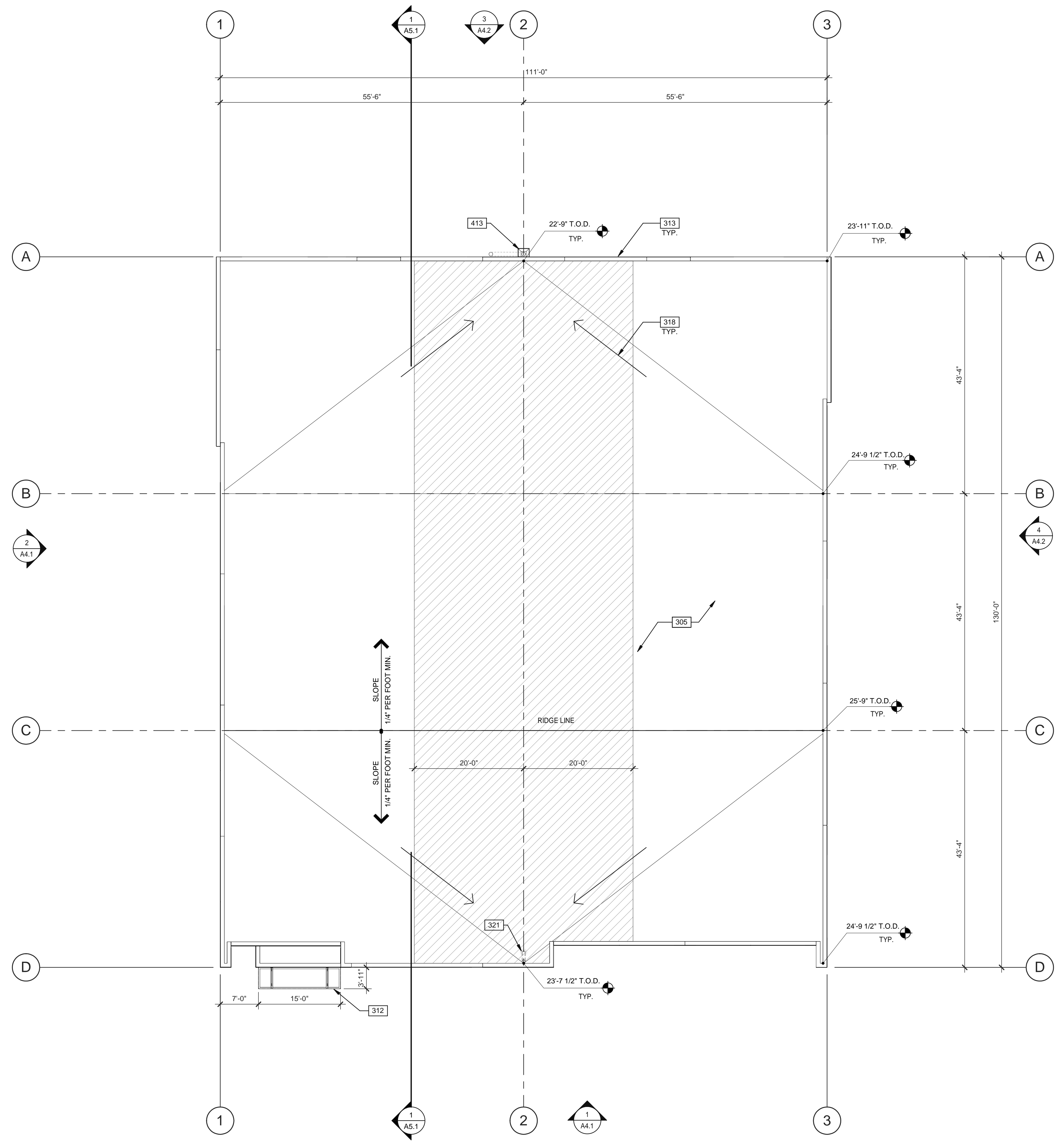
REGISTERED ARCHITECT  
 36166  
 KEVIN T. EVERHAM  
 03/28/2018  
 ARIZONA, U.S.A.  
 Expires 06/30/2019

**THE LANDING**  
 BUILDING 6  
 EAST RAY ROAD  
 MESA, ARIZONA 85212

FLOOR PLAN	
DATE	REMARKS

PA/PM:	E. ZITNY
DRAWN BY.:	H.B.
JOB NO.:	PHX18-0006-00

SHEET  
**A2.1**



**ROOF PLAN**  
SCALE: 1" = 10'-0"

**NOTES**

- 305 SINGLE-PLY ROOFING OVER WOOD DECK.
- 312 ROOF CANOPY BELOW.
- 313 CONCRETE TILT PANEL PARAPET.
- 318 FLOW LINE TO DRAIN.
- 321 ROOF DRAIN AND OVERFLOW SCUPPER.
- 413 DRAIN LEADER. PAINTED TO MATCH ADJACENT WALL.

**ABBREVIATIONS**

- T.O.P. = TOP OF PARAPET
- H.P. = TOP OF ROOFING - HIGH POINT
- M.P. = TOP OF ROOFING - MID POINT
- L.P. = TOP OF ROOFING - LOW POINT

**LEGEND**

HATCH INDICATES AREA NOT FULLY SCREENED BY PARAPET. MECHANICAL UNITS NOT PERMITTED.

**WARE MALCOMB**  
Leading Design for Commercial Real Estate

architecture  
planning  
interiors  
graphics  
civil engineering

8181 N. Via De Negocio  
Suite 100, AZ 85258  
P: 480.767.1004  
F: 480.907.2288

**THE LANDING**  
BUILDING 6  
EAST RAY ROAD  
MESA, ARIZONA 85212

ROOF PLAN	
DATE	REMARKS

PA/PM:	E. ZITNY
DRAWN BY.:	H.B.
JOB NO.:	PHX18-0006-00

SHEET  
**A3.1**